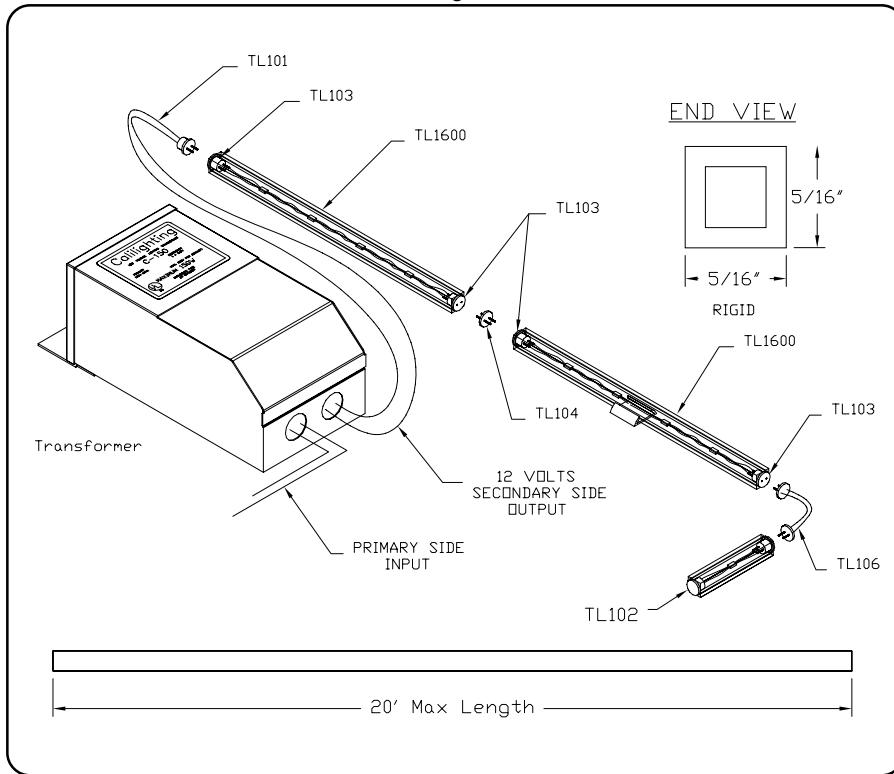


Drawing # TL7



Product Information

Applications: Accent, Cove, Steps, Rim
Volts: 12V
Lamps: Incandescent or LEDs
Lamp Life: See Lamp Specifications
Socket: Custom
Tube: Polycarbonate Tube
 UV Stabilized
 ULFlame Rating 94-V2

Indoor and Outdoor Applications

- Amusement Industries**
Night Clubs, Movie Theatres
- Recreation Industries**
Hotels, Restaurants, Casinos
- Architectural Industries**
Interior Decor, Shopping Centers
- Construction Industries**

Lamp Specifications

Catalog #	Description	Volts	Watts	Lamp Life Hrs.	Max. Lamps Per Run	1.5" O/C	2" O/C	3" O/C	4" O/C	6" O/C	12" O/C
A	.72 Watt Incandescent	12	.72	100,000	66	8'	11'	16'	22'	33'	66'
B	.12 Watt LED Amber	12	.12	100,000	400	50'	66'	100'	133'	200'	400'

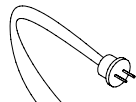
Specifier: _____
 Series /Tube/Spacing/**Circuit/Lamp/Volts/**End Preps

Product Code: TL1600/ *C / / / / 12V /

Project: _____

Type: _____

Date: _____



TL101
Power Feed (PF)



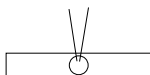
TL102
End Cap (EC)



TL103
Female End (FE)



TL104
Male Ends (ME)



TL105
Center Feed (CF)



TL106
Power Feed (PF)

* **Note:** Tubes are Clear Polycarbonate
 ** **Choose Single Circuit (SC) or Chase Circuit (CC)**
 *** **Choose End Preps:**

1. TL101 Power Feed - TL102 End Cap (PF-EC)
2. TL101 Power Feed - TL103 Female End (PF-FE)
3. TL101 Power Feed - TL101 Power Feed (PF-PF)
4. TL105 Center Feed - TL102 End Cap (CF-EC)
5. TL105 Center Feed - TL103 Female End (CF-FE)
6. TL103 Female End - TL103 Female End (FE-FE)

Application and Construction

Designed to utilize Light Emitting Diodes (LEDs) or incandescent lamps, TubeLite provides many desirable features. Of primary importance is the option of the long life LEDs. LEDs help reduce maintenance in the future. LEDs also consume 1/3 less watts than incandescent bulbs. A variety of lamp spacings are also available.

TubeLite can be used indoors or outdoors. LEDs or lamps are wired in parallel, thus, if one lamp goes out the whole strip does not go out, only that lamp. TubeLite is excellent to illuminate steps, rim of building exteriors, or any area that will be exposed to water.

TubeLite has a variety of tubes. You can choose a round, square, flexible, or rigid tube.

Electrical

TubeLite is supplied with a 120V (primary side)/12V (secondary side) transformer. Specify other primary side voltage if different than 120V. TubeLite runs at 12V. Thermal Breaker Box is used for secondary protection.

Material: Clear Polycarbonate Tube