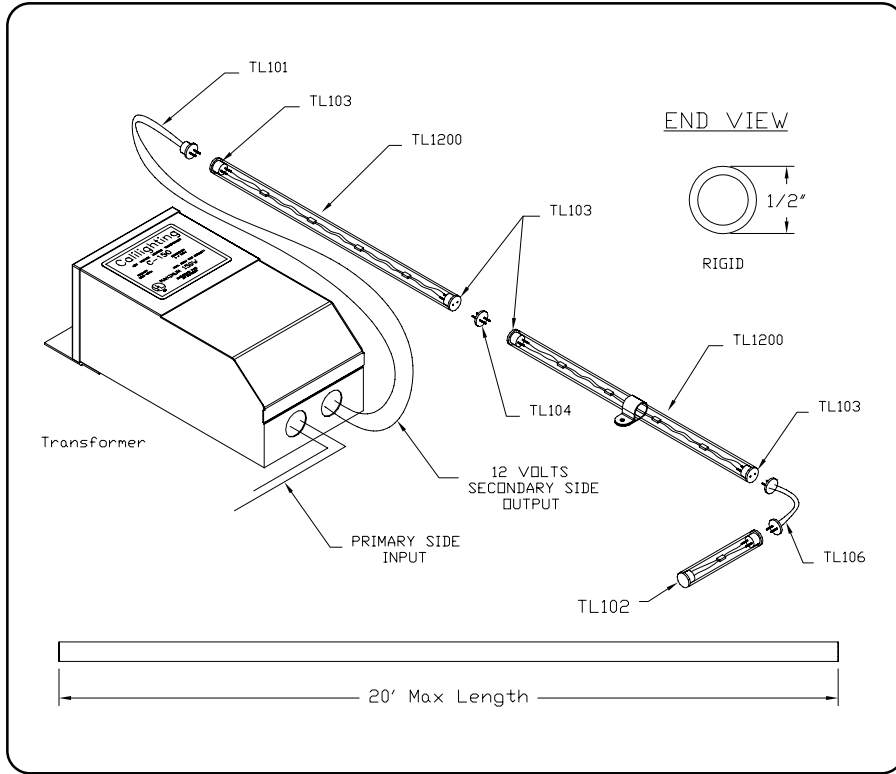


Drawing # TL3



**Product Information**

- Applications:** Accent, Cove, Steps, Rim
- Volts:** 12V
- Lamps:** Incandescent or LEDs
- Lamp Life:** See Lamp Specifications
- Socket:** Custom
- Tube:** Polycarbonate Tube  
UV Stabilized  
ULFlame Rating 94-V2

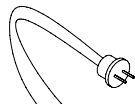
**Indoor and Outdoor Applications**

- Amusement Industries**  
Night Clubs, Movie Theatres
- Recreation Industries**  
Hotels, Restaurants, Casinos
- Architectural Industries**  
Interior Decor, Shopping Centers
- Construction Industries**

**Lamp Specifications**

Catalog #	Description	Volts	Watts	Lamp Life Hrs.	Max. Lamps Per Run	1.5" O/C	2" O/C	3" O/C	4" O/C	6" O/C	12" O/C
A	.72 Watt Incandescent	12	.72	100,000	66	8'	11'	16'	22'	33'	66'
B	.12 Watt LED Amber	12	.12	100,000	400	50'	66'	100'	133'	200'	400'

**Specifier:** \_\_\_\_\_  
**Series /Tube/Spacing/\*\*Circuit/Lamp/Volts/\*\*\*/End Preps**  
**Product Code:** TL1200/ \*C / / / / 12V / \_\_\_\_\_  
**Project:** \_\_\_\_\_  
**Type:** \_\_\_\_\_  
**Date:** \_\_\_\_\_



**TL101**  
Power Feed (PF)



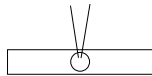
**TL102**  
End Cap (EC)



**TL103**  
Female End (FE)



**TL104**  
Male Ends (ME)



**TL105**  
Center Feed (CF)



**TL106**  
Power Feed (PF)

- \* **Note:** Tubes are Clear Polycarbonate
- \*\* **Choose Single Circuit (SC) or Chase Circuit (CC)**
- \*\*\* **Choose End Preps:**
  1. TL101 Power Feed - TL102 End Cap (PF-EC)
  2. TL101 Power Feed - TL103 Female End (PF-FE)
  3. TL101 Power Feed - TL101 Power Feed (PF-PF)
  4. TL105 Center Feed - TL102 End Cap (CF-EC)
  5. TL105 Center Feed - TL103 Female End (CF-FE)
  6. TL103 Female End - TL103 Female End (FE-FE)

**Application and Construction**

Designed to utilize Light Emitting Diodes (LEDs) or incandescent lamps, TubeLite provides many desirable features. Of primary importance is the option of the long life LEDs. LEDs help reduce maintenance in the future. LEDs also consume 1/3 less watts than incandescent bulbs. A variety of lamp spacings are also available.

TubeLite can be used indoors or outdoors. LEDs or lamps are wired in parallel, thus, if one lamp goes out the whole strip does not go out, only that lamp. TubeLite is excellent to illuminate steps, rim of building exteriors, or any area that will be exposed to water. TubeLite has a variety of tubes. You can choose a round, square, flexible, or rigid tube.

**Electrical**

TubeLite is supplied with a 120V (primary side)/12V (secondary side) transformer. Specify other primary side voltage if different than 120V. TubeLite runs at 12V. Thermal Breaker Box is used for secondary protection.

**Material:** Clear Polycarbonate Tube